

QUICK FACTS ABOUT

Organic

IN CANADA



Organic By the Numbers 2020 Data

SALES

\$8.138B

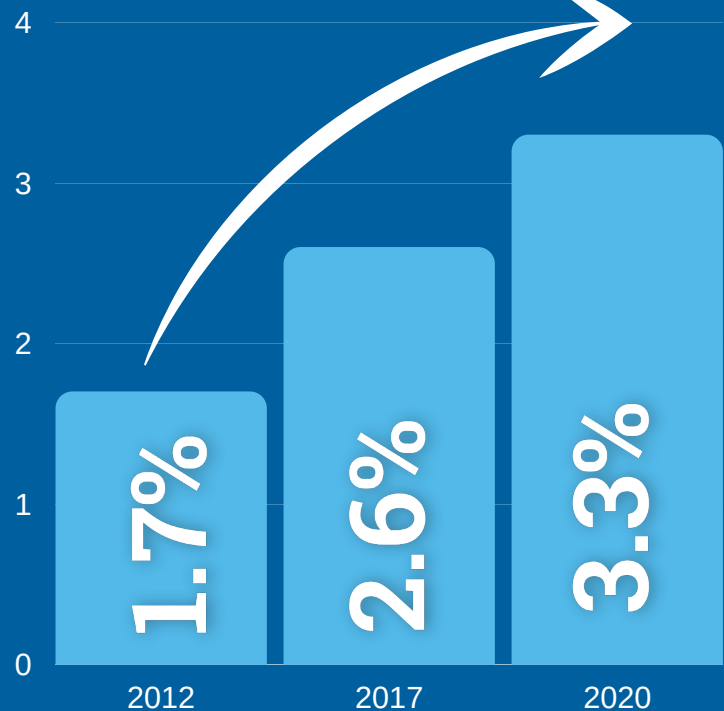
CANADIAN'S ANNUAL
SPEND ON ORGANIC

80%

OF SALES ARE FOOD
+ BEVERAGE (NON
ALCOHOLIC)

VALUED AT
\$6.519B

TOTAL MARKET SHARE



CONSUMERS

\$184

ON AVERAGE,
CANADIANS
WEEKLY SPEND ON
ORGANIC GROCERY



23%↑

OF CANADIANS
ARE BUYING
MORE ORGANIC
THAN A YEAR AGO

54%

OF CANADIANS
SAY THEY TRUST
CANADA ORGANIC
CERTIFIED

CONSUMERS ASSOCIATE THE ORGANIC LOGO WITH:

NON-GENETICALLY
ENGINEERED (NON-GMO)



 STRONG STANDARDS

ANIMAL WELFARE



GOOD FOR THE
ENVIRONMENT

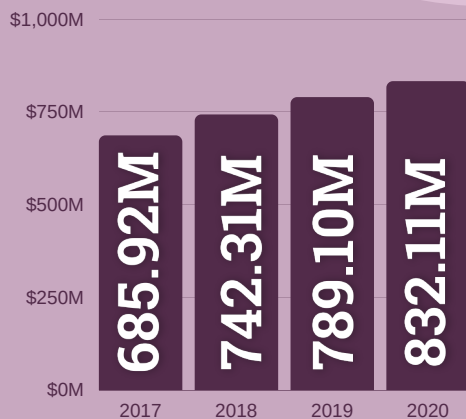


PESTICIDE FREE



 MORE TASTY/HEALTHY

TRADE

**\$607.9M**

EXPORTS

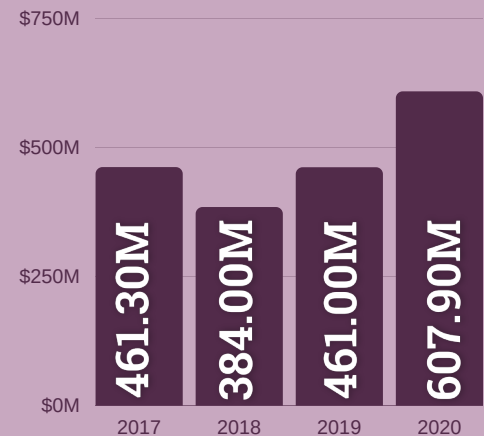
31.8% growth rate in 2020 over 2019

*60% of imports are from the USA

\$832.1M

IMPORTS

5.4% growth rate in 2020 over 2019




CERTIFIED OPERATORS

Organic By the Numbers 2020 Data

*Data collection is directly from the organic certification bodies of all regulated organic programs including the Canada Organic Regime, British Columbia and Quebec programs

**Data was not provided by TCO-Cert therefore estimates were used.

**4M**

CERTIFIED ACRES

17% increase since 2019

**5.9K**

CERTIFIED PRODUCERS

5.4% increase since 2019

**1.8K**

CERTIFIED PROCESSORS

up 1.1% since 2019

**799**

CERTIFIED LIVESTOCK PRODUCERS

Minimal decrease of -1.4% since 2019

ORGANIC PRODUCERS BY PROVINCE

2581	926	567	628
QUEBEC	ONTARIO	BC	ALBERTA
8	938	153	171
TERRITORIES	SK	ATLANTIC	MANITOBA

ORGANIC PROCESSORS BY PROVINCE

690	491	325	102
QUEBEC	ONTARIO	BC	ALBERTA
3	110	52	53
TERRITORIES	SK	ATLANTIC	MANITOBA

IN 5 YEARS,
OVER 2000 NEW
PRODUCERS
HAVE JOINED
ORGANIC
PRODUCTION!

854,000 NEW
ACRES HAVE
BEEN CONVERTED
IN THE LAST 3
YEARS!

154 ACRES OF
MAPLE BUSH
HAVE BEEN
CERTIFIED SINCE
2017!

ORGANIC IN CANADA
CONTINUES TO GROW!

280 NEW
MANUFACTURERS
HAVE SWITCHED
TO ORGANIC IN
THE LAST 5
YEARS!

ORGANIC LIVESTOCK BY PROVINCE

1	249	295	133	59	24	12	25
TERRITORIES	QUEBEC	ONTARIO	BC	ALBERTA	SK	ATLANTIC	MANITOBA

**7.6K**

CERTIFIED ORGANIC OPERATIONS

1.9% growth rate since 2019

ORGANIC FOOD OPERATORS BY PROVINCE

11	3195	1415	850	725	1025	203	207
TERRITORIES	QUEBEC	ONTARIO	BC	ALBERTA	SK	ATLANTIC	MANITOBA